

## FRONT GALLERY SHOW INFORMATION and GUIDELINES *Next Intake Saturday, May 25th*

- \* Each SHOW will run the same time as the Themed Exhibit.
- \* You may enter the Themed exhibit, as well, for the \$30.
- \* Set-up dates will be the Saturday of the month prior to Artwalk, 5/25, 6/22, 7/20
- \* You may enter the FRONT GALLERY SHOW for up to 3 months. *Prices shown are per month.*
- \* You will bring your own installation tools (nails, hammers, etc.) and hang your own show. The hanging system will be available on the solid walls.
- \* You can fill the entire space that you pay for.
- \* There is no commission and no judging.
- \* We will contact you when you sell a piece and not charge any processing fee for payment by cash or check. We will charge our service fee of 2.75% for use of a credit card.
- \* We will contact you when you sell a piece and provide you with the buyer's information. You will be paid within 10 days.
- \* We will make sure someone interested in contacting you has your information.
- \* You may change your work at any time.
- \* You may hang a Bio.
- \* You may use the attached labels or your own.
- \* The FRONT GALLERY SHOW will be promoted on the Reception flyer.

## FRONT GALLERY SHOW INFORMATION Form

### \*RENTAL WALL/SPACE PEDESTAL

East Facing Walls	\$75 (2) _____	Pedestals	\$30 (8) _____
West Facing Wall	\$50 (1) _____	North Wall	\$100 (2) _____
Movable Wall Faces	\$75 (8) _____	Windows	\$60 (4) _____

\*You may sell your art directly to a buyer or we can take payment check, cash or credit card. We remit full payment for cash or check transactions. If a buyer wants to pay by credit card. GFAA will process the payment and pay you net after deducting Square's credit card processing fee, 2.75%. GFAA collects no sales tax. *All tax obligations arising out of such sales remain with the seller artist.*

### SHOW SET-UP AND RUN DATES - May enter up to 3 Shows

SET-UP DATES	SHOW DATES
Sat May 25, 12 - 5pm	May 28 - June 22
Sat June 22, 12 - 5pm	June 25 - July 20
Sat July 20, 12 - 5pm	July 23 - August 24

Front Gallery Entry Fee:	\$ _____	PAYMENT METHOD:	Cash _____
Membership Fee:	\$ _____		Check _____
			Charge _____
TOTAL:	\$ _____		

PLEASE PRINT CLEARLY

Name \_\_\_\_\_

Phone \_\_\_\_\_ Email \_\_\_\_\_

Check One:

\_\_\_\_ I AM a GFAA member. My information is on file. \_\_\_\_ I AM NOT a GFAA member. My information is below.

Address \_\_\_\_\_

City \_\_\_\_\_ State \_\_\_\_\_ Zip \_\_\_\_\_

**LIABILITY:** Every care will be exercised in handling all works submitted. I hereby release GFAA from any responsibility for loss, claims or damage resulting from this exhibition.

**WAIVER:** In consideration of the opportunity afforded to me to participate in this exhibit, and in recognition of the possible damage or loss which may occur to exhibit, I hereby knowingly, freely, and voluntarily waive ANY right or cause of action, of any kind whatsoever, arising as a result of damage, loss, or theft from which any liability may or could accrue to the Gainesville Fine Arts Association or the venue in which this show is housed, or the agents individually. I also understand I cannot remove my art without permission from the Curator. I must pick up my artwork in a prompt and timely manner on the date specified by GFAA in the Guidelines. If I cannot, I will have someone else designated to pick up my art. (Leaving artwork could amount to being disqualified from future shows.)

**I certify I have read and understand the rules and requirements for entry into this exhibit, and certify that I have fully complied with these rules and requirements.**

Artist's Signature: \_\_\_\_\_ Date: \_\_\_\_\_

**SEE GUIDELINES AND INFORMATION**

ARTIST: \_\_\_\_\_

TITLE: \_\_\_\_\_

SIZE: \_\_\_\_\_

MEDIUM: \_\_\_\_\_

PRICE: \_\_\_\_\_

CONTACT INFO: \_\_\_\_\_

The logo for the Gainesville Fine Arts Association (GFAA) features the letters 'GFAA' in a large, light blue, sans-serif font. A stylized, light blue brushstroke or wave line sweeps across the middle of the letters. Below the letters, the full name 'Gainesville Fine Arts Association' is written in a smaller, light blue, serif font.

Gainesville Fine Arts Association

ARTIST: \_\_\_\_\_

TITLE: \_\_\_\_\_

SIZE: \_\_\_\_\_

MEDIUM: \_\_\_\_\_

PRICE: \_\_\_\_\_

CONTACT INFO: \_\_\_\_\_

The logo for the Gainesville Fine Arts Association (GFAA) features the letters 'GFAA' in a large, light blue, serif font. A stylized, flowing line in a darker blue color starts under the 'G', passes under the 'F' and 'A', and ends with a small upward curve under the second 'A'. Below the 'GFAA' text, the full name 'Gainesville Fine Arts Association' is written in a smaller, light blue, serif font.

Gainesville Fine Arts Association

ARTIST: \_\_\_\_\_


TITLE: \_\_\_\_\_

SIZE: \_\_\_\_\_

MEDIUM: \_\_\_\_\_

PRICE: \_\_\_\_\_

CONTACT INFO: \_\_\_\_\_

The logo for the Gainesville Fine Arts Association (GFAA) features the letters 'GFAA' in a large, light blue, sans-serif font. A stylized, light blue brushstroke or swoosh is positioned behind the letters, starting from the left and curving upwards and to the right. Below the 'GFAA' text, the full name 'Gainesville Fine Arts Association' is written in a smaller, light blue, sans-serif font.

GFAA  
Gainesville Fine Arts Association

ARTIST: \_\_\_\_\_

TITLE: \_\_\_\_\_

SIZE: \_\_\_\_\_

MEDIUM: \_\_\_\_\_

PRICE: \_\_\_\_\_

CONTACT INFO: \_\_\_\_\_

ARTIST: \_\_\_\_\_


TITLE: \_\_\_\_\_

SIZE: \_\_\_\_\_

MEDIUM: \_\_\_\_\_

PRICE: \_\_\_\_\_

CONTACT INFO: \_\_\_\_\_

The logo for the Gainesville Fine Arts Association (GFAA) features the letters 'GFAA' in a large, light blue, sans-serif font. A stylized, light blue brushstroke or signature line is drawn across the middle of the letters. Below the letters, the full name 'Gainesville Fine Arts Association' is written in a smaller, light blue, serif font.

GFAA  
Gainesville Fine Arts Association

ARTIST: \_\_\_\_\_

TITLE: \_\_\_\_\_

SIZE: \_\_\_\_\_

MEDIUM: \_\_\_\_\_

PRICE: \_\_\_\_\_

CONTACT INFO: \_\_\_\_\_

The logo for the Gainesville Fine Arts Association (GFAA) features the letters 'GFAA' in a large, light blue, sans-serif font. A stylized, flowing line in a darker blue color starts from the bottom of the 'G', passes behind the 'F' and 'A', and ends with a small upward curve above the second 'A'. Below the 'GFAA' text, the words 'Gainesville Fine Arts Association' are written in a smaller, light blue, serif font.

Gainesville Fine Arts Association

ARTIST: \_\_\_\_\_

TITLE: \_\_\_\_\_

SIZE: \_\_\_\_\_

MEDIUM: \_\_\_\_\_

PRICE: \_\_\_\_\_

CONTACT INFO: \_\_\_\_\_

The logo for the Gainesville Fine Arts Association (GFAA) is centered in the background. It features the letters 'GFAA' in a large, light blue, sans-serif font. A stylized, flowing line in a darker blue color starts from the bottom of the 'G', passes under the 'F' and 'A', and ends with a small upward curve above the second 'A'. Below the 'GFAA' text, the words 'Gainesville Fine Arts Association' are written in a smaller, light blue, serif font.

Gainesville Fine Arts Association

ARTIST: \_\_\_\_\_


TITLE: \_\_\_\_\_

SIZE: \_\_\_\_\_

MEDIUM: \_\_\_\_\_

PRICE: \_\_\_\_\_

CONTACT INFO: \_\_\_\_\_

The logo for the Gainesville Fine Arts Association (GFAA) is centered in the background. It features the letters 'GFAA' in a large, light blue, sans-serif font. A stylized, flowing line in the same color starts from the bottom of the 'G', passes under the 'F' and 'A', and ends with a small upward curve above the second 'A'. Below the 'GFAA' text, the words 'Gainesville Fine Arts Association' are written in a smaller, light blue, serif font.

Gainesville Fine Arts Association

ARTIST: \_\_\_\_\_

TITLE: \_\_\_\_\_

SIZE: \_\_\_\_\_

MEDIUM: \_\_\_\_\_

PRICE: \_\_\_\_\_

CONTACT INFO: \_\_\_\_\_

ARTIST: \_\_\_\_\_

TITLE: \_\_\_\_\_

SIZE: \_\_\_\_\_

MEDIUM: \_\_\_\_\_

PRICE: \_\_\_\_\_

CONTACT INFO: \_\_\_\_\_

ARTIST: \_\_\_\_\_

TITLE: \_\_\_\_\_

SIZE: \_\_\_\_\_

MEDIUM: \_\_\_\_\_

PRICE: \_\_\_\_\_

CONTACT INFO: \_\_\_\_\_

ARTIST: \_\_\_\_\_

TITLE: \_\_\_\_\_

SIZE: \_\_\_\_\_

MEDIUM: \_\_\_\_\_

PRICE: \_\_\_\_\_

CONTACT INFO: \_\_\_\_\_

The logo for the Gainesville Fine Arts Association (GFAA) features the letters 'GFAA' in a large, light blue, serif font. A stylized, flowing line in a darker blue color starts from the bottom of the 'G', loops under the 'F' and 'A', and ends with a small upward curve above the second 'A'. Below the 'GFAA' text, the words 'Gainesville Fine Arts Association' are written in a smaller, light blue, serif font.

Gainesville Fine Arts Association

ARTIST: \_\_\_\_\_

TITLE: \_\_\_\_\_

SIZE: \_\_\_\_\_

MEDIUM: \_\_\_\_\_

PRICE: \_\_\_\_\_

CONTACT INFO: \_\_\_\_\_

ARTIST: \_\_\_\_\_

TITLE: \_\_\_\_\_

SIZE: \_\_\_\_\_

MEDIUM: \_\_\_\_\_

PRICE: \_\_\_\_\_

CONTACT INFO: \_\_\_\_\_

The logo for the Gainesville Fine Arts Association (GFAA) is centered in the background. It features the letters 'GFAA' in a large, light blue, sans-serif font. A stylized, flowing line in a darker blue color starts from the bottom of the 'G', loops under the 'F' and 'A', and ends with a small upward curve above the second 'A'. Below the 'GFAA' text, the words 'Gainesville Fine Arts Association' are written in a smaller, light blue, serif font.

Gainesville Fine Arts Association

## RULES & RESTRICTIONS

- This exhibition is open to all visual artists (including painters, photographers, jewelers, sculptors, etc.) All work must be the artist's original work. **No reproductions will be accepted.**
- GFAA has the right of refusal of work that is deemed inappropriate for a professional gallery setting or if the exhibit's criteria have not been met.
- If you are considering entering a work that may be in question, email an image to [gfaagallerymanager@gmail.com](mailto:gfaagallerymanager@gmail.com) one week prior to hanging.

## ARTWORK SIZING AND PRESENTATION

- 3-D works must be assembled in a stable and professional manner for pedestal or floor display. For this exhibit **works exceeding 48" in any direction (including frame) will be charged as multiple entries (strictly enforced)**. Total area for multiple works cannot exceed 72" (six feet) in any direction. For example, works that collectively exceed 48" wide will be charged as two entries, and likewise collective works that are more than 48" high will count as two entries.
- **Diptychs, Triptychs and series**, each element will be charged as individual pieces if they collectively exceed the sizing limits outlined above.
- **For enclosed framed works**, plexiglass is strongly recommended.
- **Unframed canvasses** must be gallery wrapped. NO staples showing, and MUST BE ready for retail marketing.
- **Installation pieces:** Works requiring special handling or assembly will require artists to submit a photo or written description of the work prior to intake and the artist MUST install the work at the GFAA site.

## GENERAL EXHIBIT GUIDELINES\* Gainesville Fine Arts Gallery

### General, 2-D

- No sawtooth hangers will be permitted on art over 8"x10". Smaller works okay, or easily hung on a nail or hook.
- For works over 8"x10", proper, stable wiring or secure D-hooks (mostly for heavy works are required.\* Wires must be securely fastened.

### Framed Works

- Frames must be in good condition. This means they are in stable condition (no cracks or chips, not wobbly, corners tight), and securely house the work. Works may not be taped into frames.
- Mattes must be stain free, clean, and free of debris, such as hair, dirt, bugs, etc. Glass/plexiglas must be clean.
- Non-canvas works displayed in frames/mattes must be backed with support board, to stay flat in the frame and keep from buckling.
- Wrinkled or loose work in a frame will not be accepted.

### Canvasses

- Unframed canvas must be gallery wrapped (stapled on the back side so as to not be visible). Visible staples call for rejection.
- Simply taping over stapled sides will not be accepted. If the canvas is not gallery wrapped, frame it.
- Canvas sides do NOT have to be completely painted to match with the painted image, nor painted a solid color.
- Stretched canvasses should be taut and corners should not buckle.
- The canvas stretcher bars should be stable and secure.
- Paintings must be dry. NO WET WORKS will be accepted.

### Photography

- All photography should be protected, either under plexiglas, glass, etc., or framed.
- Photography printed on canvas follows same rules as canvassed works.
- No free-hanging photographs mounted on foam-core or similar board is acceptable. (\*Some exceptions may apply.)

### Jewelry

- Jewelry must have components that are stable and secure.
- Artist must make some of the components of the jewelry. No assembling of misc. prefabricated pieces such as beads.
- The main focus of the piece must be the part(s) of the artist's creation.

### Sculpture/3-D Works

- Works must be stable and secure.
- For works that may be considered hazardous (i.e. sharp objects), artist must supply protective casing (i.e. lucite box, etc.)
- For installation works, or works that require special handling/setup, the artist is required to be available when the curator sets up the exhibit to handle the placement/installation.

### Liability

Every care will be exercised in handling of works submitted. However, GFAA will not be responsible for loss, claims, or damages resulting from exhibiting your work. Insurance is the responsibility of the artist.

*\*These are guidelines. Some leeway could be granted for installations or unusual art hanging, etc., due to artistic expression.*

**If questions, contact GFAA Gallery at 352-328-5027 or [gfaagallerymanager@gmail.com](mailto:gfaagallerymanager@gmail.com)**